

LOCAL HOUSES
OF PRAYER *FOR KIDS & FAMILIES*



CONTENTS

Introduction

Background	2
Introducing Local Houses of Prayer for Kids and Families	3
KidStory, Discovery, and Some Core Essentials	4
Simple Format for LHOP Kids	5

Exploring LHOP Principles

UNIT ONE (4 Sessions)

Gospel of the Kingdom

Jesus' Baptism, Time, Authority, & Rule	7
Proclaiming and Bringing the Kingdom	11
Jesus Sends Out His Disciples	15
Bringing It All Together	19

UNIT TWO (4 Sessions)

Priesthood of All Believers

Role of Priests	21
Tent of Meeting	25
A Chosen Race, a Royal Priesthood	29
Bringing It All Together	33

UNIT THREE (1 Session)

Pray Like This

The Lord's Prayer	35
-------------------	----

UNIT FOUR (3 Sessions + First 5 Weekly Huddles)

Building Our Own LHOP

The Story of Caleb	39
The Power of Agreement	43
Acts of Mercy	47
Beginning Our LHOP Huddles	51

Power of Testimony

Submit a Story	55
----------------	----

Additional Resources

Discovery Questions, Retell Activities, Games, Videos	55
---	----

“

WE WANT TO SEE GOD'S
KINGDOM COME

AND GOD'S
WILL BE DONE
ON THIS PARTICULAR AREA
OF EARTH AS IN HEAVEN.

”

BACKGROUND

The very phrase 'Local Houses of Prayer' carries the breath of life and is enough to captivate many who hear it.

Sharing the principles and practices that are foundational to us at Ffald y Brenin – and which God seems to like – with others, has led to many people establishing what we call Local Houses of Prayer. These have resulted in testimonies of transformed lives, new Christians, and changed communities across the UK and around the world.

What is a Local House of Prayer?

A small group of people – typically two or three – adopt a small local area for Jesus, worship and pray for the breaking in of the Kingdom of God, and play their part in its release through their life and witness with the aid of the Caleb Questions. Local Houses of Prayer are prayer-based and thoroughly missional. Our vision is *'to see the Kingdom come and God's will be done on this particular area of earth as in heaven.'*

There is an individual element and an important group element, with clear development and practices for both.

In recent years, many have asked if we could develop resources to introduce Local Houses of Prayer to kids and families. This simple training resource is the *first* step in doing just that.

A note on using these resources:

It is highly recommended that those (parents, youth leaders) using these LHOP resources for kids and families attend Local House of Prayer training (either online or in their communities). This will enable leaders/ parents to unpack the LHOP principles presented here with greater confidence and authority.



INTRODUCING LOCAL HOUSES OF PRAYER FOR KIDS AND FAMILIES (LHOP KIDS)

Generation after generation stands in awe of (God's) work; each one tells stories of Your mighty acts. Psalm 145:4 (MSG)

The materials and methods we're using to activate LHOPs among kids and families is based in part on the strategy of KIDStory. We are thankful to KIDStory for their extensive experience across the nations and for making these resources open to us in Local Houses of Prayer.

Our prayer is that these resources will help you and your entire family be transformed as you become eye-witnesses and active participants in God's story – not just distant observers. The approach imitates Jesus' method of teaching: *story, interaction, and discussion*. These strategies are aimed at being fun, quick to learn, and easy to share with others. Those facilitating in homes or communities are encouraged to listen – and participate! – rather than lecture or try to teach. Listen to the Holy Spirit and the responses of the children, then encourage the children to also listen and be obedient to God's voice.

We pray that God may transform our lives, families, and ultimately our communities through His Story and His Spirit.

KIDSTORY, DISCOVERY & SOME CORE ESSENTIALS

As you unpack some key Local House of Prayer principles using this simple, obedience-based discovery approach, you may notice certain things. We want to create environments where children learn...

- who God is,
- who they are (their purpose and value),
- how to have a real and personal relationship with Jesus, and
- that they have a part to play in God's story in their communities.

We believe our children will discover these truths when we embrace the responsibility that God has given us to disciple our kids with both gentleness and boldness. The approach we are advocating involves some of the following core essentials:

Bible-Centred: The core of every lesson is the Bible story. Everything continually keeps coming back to the Word and discovering who God is and how to follow Him.

Fun: We want these truths to stick and become a part of a child's everyday life. In order for this to happen – and for the child to be engaged – the content needs to be fun and playful. When the experience is fun, children will want to be involved, will want to come back for more, and will want to share it with others.

Empowering: The KIDStory method is simple and practical. Parents and leaders can easily show others how to use this strategy, and children can retell the Bible stories to family and friends.

Relational: Of all the things that draw children close to Jesus, significant relationships are by far the most important. These studies are not about teaching a lesson, but about getting to know our children and understand what is stirring in their hearts and souls. Through relationship with us, we are able to steward them into relationship with *Him*.

Spirit-Led: Jesus promised that the Holy Spirit would be the one to reveal all the things that Jesus taught. The Holy Spirit is the one who transforms a life. We must be listening and moving as led by the Spirit.

*For more information about Kids Around the World, go to katw.net
For more information specifically about KIDStory, go to katw.net/kidstory*

THE SIMPLE FORMAT

The following LHOP Kids sessions explore ten “discovery Bible stories,” which have been prayerfully chosen to unpack the principles foundational to activating your own Local House of Prayer. They are divided into four “units”:

UNIT 1: Gospel of the Kingdom (4 sessions)

UNIT 2: Priesthood of All Believers (4 sessions)

UNIT 3: Pray Like This (1 session)

UNIT 4: Building Our Own LHOP (3 sessions + guide for first 5 weekly LHOPs)

The final session of each unit (except for UNIT 3) will bring together the stories and principles explored in the previous sessions. The following diagram summarises the simple format for exploring the discovery passages:

STEP ONE: OPENING

- Choose a question or activity that invites the children to share a personal story
- The answer should generate an emotion from the children and need an answer more than “yes” or “no”

The opening doesn't have to be directly tied to the Bible story, but should get the children thinking in that direction.

STEP TWO: BACKGROUND

- Before telling the story, define words or explain locations and cultural differences the children may not know
- Explain important events that happened before today's story (context)
- If applicable, review important concepts from the previous story.

We don't want to stop during the story to explain words, so make sure to go over them here first.

If the children can read, it's helpful to write out the main character's names, any important words, or the story's location on a large piece of paper or mini chalkboard / blackboard. Especially for STEP 4: RETELL, having those words available to them will empower them to participate.

STEP THREE: Tell the Story

- Tell the story just as it is in the Bible. Don't add your own words or interpretations. Make it memorable but stay true to God's Word.
- Speak slowly and expressively, using dramatic elements or visual objects, if possible, to make it engaging and interactive.

Don't add your own words or interpretations. Let the Word of God, together with the Holy Spirit, speak.

We want the children to understand that this story comes from the Bible and it is true.

STEP FOUR: Retell the Story

- Ask the **children** to retell the story in their own words. Don't correct or fill in missing information. Simply ask them to share as much as they can remember. (A simple question to ask after they've shared is, "Anything else?")
- After they've told as much as they remember, read the story out loud one more time. This time, have the children act it out as you read aloud.

Have prepared and available a large piece of paper – or a small chalkboard / whiteboard – with names, location, or key words spelled out.

After the children have retold the story in their own words, decide together on some movements or signs that everyone can use during the final reading.

STEP FIVE: Discover & Response Questions

- Pray for the Holy Spirit to lead the discussion.
- Ask questions that engage the head, the heart, and the hands.

The purpose of these questions is to move the children from remembering facts in the story to identifying what God is doing in their own hearts and lives.

UNIT 1

SESSION ONE

THE GOSPEL OF THE KINGDOM

JESUS' BAPTISM, TIME IS FULFILLED, JESUS TEACHES WITH AUTHORITY

Mark 1:9-22

FIRST... REVIEW

This might be your first time getting together.

- Have each person introduce themselves and share one thing they like about themselves.
- To understand where they are spiritually, you might ask them to share one thing they know about God.

STEP ONE

OPENING

Tell a story or two about waiting for an important person to arrive. You may also like to reflect on times when someone came into the room with great authority.

- *What about you?*
- *Have you ever waited for someone important to arrive?*
- *What did you do?*
- *How did you feel?*

BACKGROUND

STEP TWO

People to introduce:

- **John the Baptist**

Words to define:

- **repentance** – showing you are sorry for something you have done
- **gospel** – good news
- **kingdom** – a territory ruled by a king or queen
- **authority** – the power to give orders, make decisions, and be obeyed

We are going to hear the story of Jesus' baptism and what happened straight afterwards.

This story isn't just about Jesus, but also about John the Baptist. John was the son of Zechariah, a priest. As the son of a priest, John was qualified to serve in the temple, but chose instead to begin his ministry in the lonely wilderness. God used him to call a nation – Israel – to repentance, and to prepare the way for Jesus.

Jesus was John the Baptist's cousin.

John was baptising with water, but Jesus – who was coming after him – would baptise with the Holy Spirit.

STEP THREE

TELL THE STORY

Mark 1: 9-22

(This passage is quite long. Considering the children you're leading, you may want to read it in two chunks. Read verses 9-15, ask the children to retell in their own words, then read verses 16-22, and again ask the children to retell what you've just read in their own words.)

Key words you may want to emphasise:

- Jesus ... was baptised by John
- heavens torn open
- my beloved Son
- wilderness
- John was arrested
- proclaiming the gospel of God
- the kingdom of God is at hand
- repent
- Immediately
- Astonished
- authority

STEP FOUR

RETELL THE STORY

Consider having the people and words that you first defined (see "background" on previous page) written on a paper the children can view. This will empower them and give them confidence as they retell the story.

1. Ask the children to retell the story in their own words. It's okay if they get stuck or only remember a few things. You can respond with, "What next?" or "Anything else?"
2. *Now I'm going to read the story one more time. But this time, I need you to act it out! We can also make up motions or signs for the important words.*
3. Read the story once more – straight from the Bible – while the children act it out however they want. The more creative the better! If they have chosen signs for certain words, do those signs with them. This is for ALL of you to do together!



OPTIONAL GAME: SIMON SAYS

The children stand in front of the leader, leaving some space for movement. Give the children some simple instructions and corresponding acts, such as:

repent = turn around and kneel down
believe = praying hands
be baptised = "pour water" over heads
follow me = "come" hand gesture
the time is fulfilled = run to clock in room

The children are to respond to what the leader says only when he says, "Simon Says to do..." If the leader does not say "Simon Says" (or "Jesus Says"), then the children are not to move. If they do – or they do the wrong action – they must sit down. The final child standing wins the game.

STEP FIVE

DISCOVERY QUESTIONS (pick one or two)

- What stood out to you in the story?
- Was there anything that was difficult or hard to understand?
- What happened when Jesus was baptised?
- What have you learned about who Jesus was?
- If you were one of the characters in the story, who would you like to be?

STEP SIX

PERSONAL RESPONSE QUESTIONS (pick one or two)

- God wants us to be part of His story, just like John was in today's Bible story. How do you think God wants you to have a part in His story?
- From what we've learned today, what do you feel God is asking you to do?
- What do you think God is saying to you?

STEP SEVEN

CLOSING BLESSING

Jesus, we know that you desire for us to listen to and obey you. You've given us your Spirit. Help us to hear you and give us courage to obey.

Spend some time listening together; capture and journal any pictures or additional reflections.

Bless each child:

I bless you with an understanding that you, too, can have a relationship with the Holy Spirit. I declare that your Heavenly Father delights in you and is calling you to come to Him through Jesus.

OTHER ACTIVITIES

Scan QR code
or see p.55

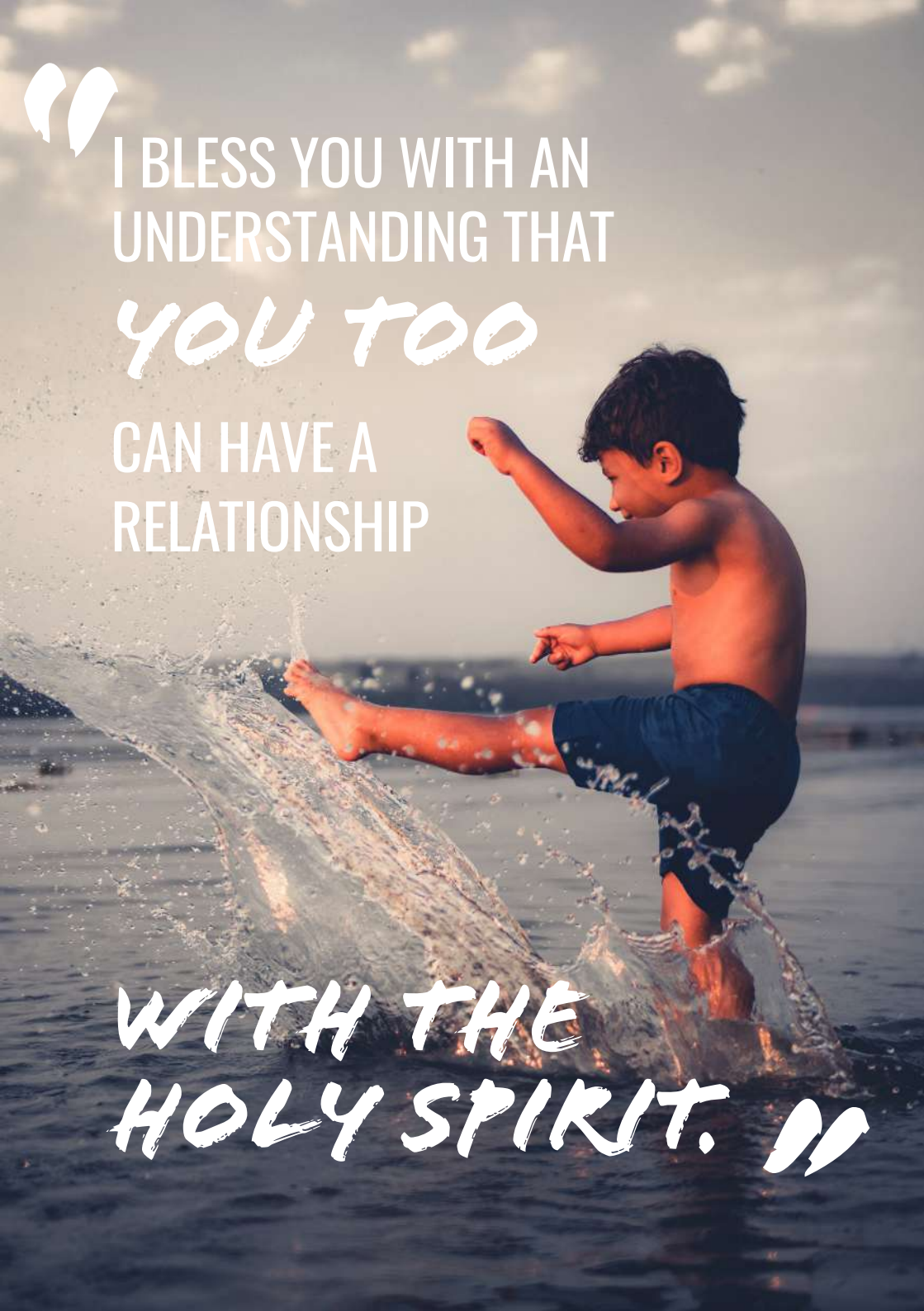


I BLESS YOU WITH AN
UNDERSTANDING THAT

YOU TOO

CAN HAVE A
RELATIONSHIP

**WITH THE
HOLY SPIRIT. "**



UNIT 1

SESSION TWO

THE GOSPEL OF THE KINGDOM

PROCLAIMING AND BRINGING THE KINGDOM

Mark 6:53-56

FIRST... REVIEW

- Who remembers the last story we read together? Remind us what happened!
- Did anyone tell the story to someone else? What happened?
- How did you respond to the Holy Spirit's leading from our last time together? What happened?

STEP ONE

OPENING

Tell a story about something changing when a person entered a room. For example:

- Someone came and started teasing someone, so it was no longer nice to be there
- The schoolteacher walked in and everyone sat down and stopped talking
- Your mum or dad came to pick you up from somewhere and then you felt safe

What about you? Have you noticed that it's really nice or really uncomfortable to be in a place where certain people are? Tell us about it.

BACKGROUND

STEP TWO

People or places to introduce:

- **Jesus' disciples** – his students; those traveling with him
- **Gennesaret** – an area of land along the Sea of Galilee

Words to define:

- **fringe/tassel** – the outer hem of a piece of clothing

We are going to hear about what happens to people when Jesus comes.

When Jesus lived on earth as a man, there were no doctors or hospitals in the way there are today. They didn't have the medicines we have today, either. So if someone broke their leg, they couldn't put it in a cast and wait for it to grow back together again. And there weren't wheelchairs for people to sit in if they couldn't walk. If you were ill, you had to rely on other people to help you.

In today's story, Jesus and his disciples have been on a boat in the Sea of Galilee, and Jesus has just walked on water and made the violent winds stop. Now they're coming to land on the other side.



STEP THREE

TELL THE STORY

Mark 6:53-56

Key words you may want to emphasise:

- Immediately
- wherever he came
- fringed
- ran about the whole region
- implored him

STEP FOUR

RETELL THE STORY

Consider having the people and words that you first defined (see “background” on previous page) written on a paper the children can view. This will empower them and give them confidence as they retell the story.

1. Ask the children to retell the story in their own words. It’s okay if they get stuck or only remember a few things. You can respond with, “What next?” or “Anything else?”
2. *Now I’m going to read the story one more time. But this time, I need you to act it out! We can also make up motions or signs for the important words.*
3. Read the story once more – straight from the Bible – while the children act it out however they want. The more creative the better! If they have chosen signs for certain words, do those signs with them. This is for ALL of you to do together!

OPTIONAL GAME: ROPE GAME

Take a 15’ piece of rope (or ribbon, twine, etc) and tie the ends together. Have everyone circle up, holding onto the rope with both hands. At your call, or with music, have everyone start passing the rope to the left. When you say “STOP” (or when the music stops), the person closest to the knot has to say what happens next in the story until you say “GO.” Continue until the entire story is told.

STEP FIVE

DISCOVERY QUESTIONS (Pick one or two)

- What is your favourite part of the story? Why?
- If you were one of the characters in the story, who would you like to be? Why?
- Imagine that Jesus comes to a place where you often are. For example, your school, your park, your home, or the home of someone you know. What would you like Jesus to do or help you with there?
- What have you learned through this story about who Jesus is?
- What would you want to happen to you if Jesus came and you touched his cloak? How would you respond?

STEP SIX

PERSONAL RESPONSE QUESTIONS (pick one or two)

- God wants us to be part of His story, just like the people in Gennesaret were in today's story. What part of God's story do you think He wants you to have?
- Imagine Jesus came to your town. Who would you take to see Jesus? What would you want Jesus to do for him or her?
- How can Jesus use you to show that he loves them (the person mentioned above)?
- Who could you share this story with this week?

STEP SEVEN

CLOSING BLESSING

Jesus, we know that you desire for us to listen to and obey you. You've given us your Spirit. Help us to hear you and give us courage to obey.

Spend some time listening together; capture and journal any pictures or additional reflections.

Bless each child:

I bless you with knowing that you, too, can have a relationship with the Holy Spirit. I declare that your Heavenly Father delights in you and is calling you to come to Him through Jesus. I bless you with a desire to listen, trust, and obey the whispers of Jesus.

OTHER ACTIVITIES

Community Thought Bubbles

- Draw on a piece of paper a place in your community
- Think about the problems / things that are difficult there
- Draw blue thought bubbles, linked to people in the picture, and fill them with thoughts that explain the problems these people have.
- Now draw some red thought bubbles, and write new thoughts that show Jesus has come by and changed everything.

A young girl with dark hair, wearing a grey cap, a yellow patterned sleeveless dress, and red sandals, is walking away from the camera on a paved sidewalk. The sidewalk is covered with several dark paw prints. The background is a blurred wall and a bright light source on the right, creating a soft glow.

“

HELP US TO
**HEAR
YOU**

AND GIVE US
COURAGE TO

OBEY.”

UNIT 1

SESSION THREE

THE GOSPEL OF THE KINGDOM

JESUS SENDS OUT HIS DISCIPLES

Luke 9:1-6

FIRST... REVIEW

- Who remembers the last story we read together? Remind us what happened!
- Did anyone tell the story to someone else? What happened?
- How did you respond to the Holy Spirit's leading from our last time together? What happened?

STEP ONE

OPENING

Tell a story or two about a time you were asked to do something by your parents or teacher and weren't sure whether you could do it. What happened? How did you feel? What worked well, or not so well? Maybe some of your friends or peers challenged you? For example, some stories when:

- You were asked to collect something for someone and given detailed instructions for where it might be.
- You were asked to solve a problem at school in front of your friends.
- Someone gave you some power (in a good way) and you used it!

STEP TWO

BACKGROUND

People or places to introduce:

- **Jesus' disciples** – his students; those traveling with him

Words to define:

- **power** – the ability to do something in a particular way
- **authority** – the power to give orders, make decisions, be obeyed
- **testimony** – a public statement about something that happened to you
- **gospel** – good news

As we saw in the last story, Jesus came to proclaim and bring the Kingdom of God, His rule and reign. But now something different is happening.

*Jesus is beginning to train his disciples to do the **same things** that He has been doing.*

When Jesus' followers obey Him and do what He instructs, Jesus is extending His Kingdom rule. His Kingdom grows!

STEP THREE

TELL THE STORY

Luke 9:1-6

Key words you may want to emphasise:

- power and authority
- proclaim the kingdom
- heal
- testimony
- preaching the gospel
- healing everywhere

STEP FOUR

RETELL THE STORY

Consider having the people and words that you first defined (see “background” on previous page) written on a paper the children can view. This will empower them and give them confidence as they retell the story.

1. Ask the children to retell the story in their own words. It’s okay if they get stuck or only remember a few things. You can respond with, “What next?” or “Anything else?”
2. *Now I’m going to read the story one more time. But this time, I need you to act it out! We can also make up motions or signs for the important words.*
3. Read the story once more – straight from the Bible – while the children act it out however they want. The more creative the better! If they have chosen signs for certain words, do those signs with them. This is for ALL of you to do together!



“

MAY YOU KNOW
THAT YOUR
HEAVENLY
FATHER

DELIGHTS
IN YOU

”



OPTIONAL GAME: CHAIN CHASE

The players are to scatter themselves all over the area. One person is chosen to catch others. When he manages to touch a person, they hold hands and, together, they try to catch another. Then they have three in the chain. When they catch the next person, they split the four into two sets of two. You cannot touch someone unless you are holding hands with your partner(s). The winner is the last person to be caught.

STEP FIVE

DISCOVERY QUESTIONS (Pick one or two)

- What is your favourite part of the story? Why?
- What feelings did you have as you heard the story? How would you have felt if you were one of the disciples being sent out?
- What have you learned through the story about who Jesus is?
- What surprised you or amazed you about today's story?
- Why do you think God included this story in the Bible?

STEP SIX

PERSONAL RESPONSE QUESTIONS (Pick one or two)

- God wants you to be part of His story, just like his disciples were in today's Bible story. How do you think God wants you to have a part in His story?
- After hearing the story today, how will you live differently?
- Is there something happening in your life right now where God/Jesus/Holy Spirit could help you?
- Who can you share this story with this week?

STEP SEVEN

CLOSING BLESSING

Jesus, we know that you desire for us to listen to and obey you. You've given us your Spirit. Help us to hear you and give us courage to obey.

Spend some time listening together; capture and journal any pictures or additional reflections.

Bless each child:

I bless you to know that your heavenly father delights in you and is calling you to come to Him through Jesus. I bless you with a desire to listen, trust and obey the whispers of Jesus

OTHER ACTIVITIES

Scan QR code
or see p.55



UNIT 1

SESSION FOUR

THE GOSPEL OF THE KINGDOM

BRINGING IT ALL TOGETHER

FIRST... REVIEW

Can anyone retell any of the recent stories that we've read about the Gospel of the Kingdom?

- **Mark 1:9–20** Jesus' Baptism, Time Is Fulfilled, Authority and Rule
- **Mark 6:53–56** Proclaiming and Bringing the Kingdom
- **Luke 9:1–6** Jesus Sends Out His Disciples

How did you respond to the Holy Spirit's leading from the passages that we looked at together? What have you done differently since learning about these stories?



Scan the QR code to watch one of the following videos:

- Lhop: Gospel of the Kingdom
- Bible Project: Gospel of the Kingdom
- We Seek Your Kingdom
- The Bible Project: Shema - Listen

ACTIVITY: THE Lhop VISION

- Take a large piece of paper and draw your community (shops, school, church, etc)
- Spend some time listening together for God's vision and heart for your community
- Add some images to your drawing, representing what God has spoken to you

DISCOVERY QUESTIONS

- What did you notice about the things we have looked at today?
- Which of the stories we've read stands out to you the most? Why?
- What part of our community do you most want to see Jesus change?
- How do you think God wants you to be part of His story?

VISION TO SEE GOD'S
KINGDOM COME

AND GOD'S
WILL BE DONE

ON THIS PARTICULAR
AREA OF EARTH
AS IN HEAVEN.

CLOSING BLESSING

Jesus, we know that you desire for us to listen to and obey you. You've given us your Spirit. Help us to hear you and give us courage to obey.

Spend some time listening together; capture and journal any pictures or additional reflections.

Bless each child:

I bless you with knowing that you, too, can have a relationship with the Holy Spirit. Your Heavenly Father delights in you and is calling you to come to Him through Jesus. I bless you with a desire to listen, trust, and obey the whispers of Jesus.



ADDITIONAL RESOURCES

Scan the code to strengthen your understanding of and engage with some of the principles around the Gospel of the Kingdom (or visit localhousesofprayer.org/gospel-of-the-kingdom)

NOTES

UNIT 2

SESSION ONE

PRIESTHOOD OF ALL BELIEVERS

ROLE OF PRIESTS: CARRY, STAND, BLESS

Deuteronomy 10:1-8

FIRST... REVIEW

- *Who remembers one of the last stories we read together? Remind us what happened!*
- *Did anyone tell one of the stories we've learned about to someone else? What happened?*

STEP ONE

OPENING

Have you suddenly had money – or something precious – in your pockets? Maybe someone gave you money? Maybe it was for a trip, or as a reward? Suddenly, opportunities open up for you. What could you experience by using that money? What could you do for others?

Let the children give examples of their own experiences. Feel free to add your own.

How does it feel to have something to give to others?

STEP TWO

BACKGROUND

People to introduce:

- **Levites** (see below)
- **Moses** – Who is Moses? the leader of the Israelites who led them out of Egypt

Words to define:

- **tablet** – a flat slab of stone used for writing or engraving
- **ark** – a chest or box
- **blessing** – God's favour and protection

God's people were on their way out of slavery and into the land that God had promised to give them. They were on the move, living in tents as they journeyed along. One group of God's people were called Levites because they came from a man named Levi.

The Levites were priests. The priests had a special task while the people were wandering. They carried the tent of meeting, which was their "moveable church building." In the tent was the "Ark of the Covenant" – a kind of treasure chest. The ark was a symbol of God's presence. It contained the most important things: the Word of God carved into stone tables – instructions for how God's people should live – and some objects that helped the people remember how good and faithful God had always been to them. This story is about how the ark and tablets came to be. It begins with Moses...

STEP THREE

TELL THE STORY

Deuteronomy 10:1-8

Key words you may want to emphasise:

- come up to me on the mountain
- make an ark of wood
- he wrote on the tablets
- Ten Commandments
- Commanded
- set apart the tribe of Levi
- CARRY
- STAND
- BLESS in his name

STEP FOUR

RETELL THE STORY

Consider having the people and words that you first defined (see “background” on previous page) written on a paper the children can view. Also include “stand, carry, bless.” This will empower them and give them confidence as they retell the story.

- Ask the children to retell the story in their own words. It’s okay if they get stuck or only remember a few things. You can respond with, “What next?” or “Anything else?”
- *Now I’m going to read the story one more time. But this time, I need you to act it out! We can also make up motions or signs for the important words.*
- Read the story once more – straight from the Bible – while the children act it out however they want. The more creative the better! If they have chosen signs for certain words, do those signs with them. This is for ALL of you to do together!



OPTIONAL GAME: GOT YOUR BACK

People pair up and sit back-to-back. Have them interlock their arms and then try to stand up together. It takes cooperation and teamwork to make it work. Try doing four people after they have succeeded with two.

STEP FIVE

DISCOVERY QUESTIONS

(Choose one or two)

- What stood out to you in the story?
- Was there anything that was difficult or hard to understand?
- What happened when Jesus was baptised?
- What have you learned about who Jesus was?
- If you were one of the characters in the story, who would you like to be?

STEP SIX

PERSONAL RESPONSE QUESTIONS

(Choose one or two)

- What would Jesus want you to do with what you have learned today?
- God wants you to be part of His story, just like the Levites were in today's Bible story. How do you think God wants you to have a part in His story?
- Where in your community do you think God may be asking you to carry His Presence? (For example, to you school, at your football club, at your home or the home of someone you know?)
- How might Jesus be asking you to be a channel of His blessing in your community?
- Who can you share this story with this week?

STEP SEVEN

CLOSING BLESSING

Jesus, we know that you desire for us to carry your Presence. And we know that you desire for us to listen to and obey you. Help us to hear you clearly. Help us to stand, carry, and bless in your name.

Bless each child:

I bless you with a desire to STAND in His Presence, CARRY His Presence, and TRUST and OBEY the whispers of Jesus as He leads us all to be channels of BLESSING in our community. I bless you with a desire to listen, trust, and obey the whispers of Jesus.

OTHER ACTIVITIES

Scan QR code
or see p.55



“

I BLESS YOU
WITH A DESIRE TO
CARRY



HIS
PRESENCE”

UNIT 2

SESSION TWO

PRIESTHOOD OF ALL BELIEVERS

THE TENT OF MEETING

Leviticus 9:22-27

FIRST... REVIEW

- *Who remembers the last story we read together? Remind us what happened!*
- *Did anyone tell a story to someone else? What happened?*
- *How have you responded to the Holy Spirit's leading since our last time together? What happened?*

STEP ONE

OPENING

Have you ever been somewhere where just being there felt exciting?

- *Where were you?*
- *How did it feel to be in that kind of atmosphere?*

STEP TWO

BACKGROUND

People to introduce:

- **Aaron** – brother of Moses; with Moses, led God's people out of Egypt

Words to define:

- **Ark of the Covenant** – who remembers what this was?
- **Tent of Meeting** – who remembers what this was? (emphasise that this was where God's presence resided)

Words to define (cont'd):

- **offerings** – gifts offered to God
- **glory** – God's beautiful presence displayed in a way we can see
- **blessing** – God's favour and protection

God's people were on their way out of slavery and into the land that God had promised to give them. They were on the move, living in tents as they journeyed along.

They carried the Tent of Meeting, which was their "moveable church building." In the tent was the "Ark of the Covenant" – a kind of treasure chest. The ark was a symbol of God's presence.

God has spoken to Moses, telling him to speak to Aaron and show him how to bless the people of Israel (Numbers 6:22-26).

Aaron is told to BLESS the people, that they may prosper...

... that the worshiper may be KEPT from harm ...

...that God's FACE MAY SHINE on the people (showing God's pleasure)...

... that the Lord may be GRACIOUS (God's favour)...

...that His countenance may SHINE on the people ...

...that they would receive PEACE (the provision of all things necessary for well-being)...

Here's what happens after Aaron blesses God's people...



STEP THREE

TELL THE STORY

Leviticus 9:22-27

Key words you may want to emphasise:

- lifted up his hands
- tent of meeting
- glory of the Lord
- Fire
- blessed them
- blessed the people
- all the people
- shouted and fell

STEP FOUR


RETELL THE STORY

Consider having the people and words that you first defined (see “background” on previous page) written on a paper the children can view. Also include “stand, carry, bless.” This will empower them and give them confidence as they retell the story.

- Ask the children to retell the story in their own words. It’s okay if they get stuck or only remember a few things. You can respond with, “What next?” or “Anything else?”
- *Now I’m going to read the story one more time. But this time, I need you to act it out! We can also make up motions or signs for the important words.*
- Read the story once more – straight from the Bible – while the children act it out however they want. The more creative the better! If they have chosen signs for certain words, do those signs with them. This is for ALL of you to do together!

Share this final thought before moving on to the discussion:

In Numbers 6:27, God says, “So shall they put my name upon the people of Israel, and I will bless them.” When we bless, it’s as though we are putting God’s name (like a target) upon the people or places we’re blessing, and God promises that He will bless them! Isn’t that amazing?

A young girl with long dark hair is crouching in a blue plastic tub, splashing water. She is wearing a pink t-shirt and black pants. The background shows a makeshift settlement with tents and a clear blue sky. The scene is filled with water droplets and bubbles, creating a sense of joy and refreshment.

I BLESS YOU TO

**TRUST
JESUS**

AS HE LEADS
YOU TO BE A
CHANNEL OF

BLESSING

IN YOUR
COMMUNITY.

OPTIONAL GAME: TENT TENT FIRE

Have the children sit in a circle. One person is “it” and goes around the circle gently touching each child on the head saying “tent” (or whatever might be appropriate for your culture). When he taps one child and says, “FIRE,” that person gets up and chases the other child around the circle, trying to tag him before he gets to the empty spot where the child had been sitting. If the “it” person makes it to the empty spot and sits down before being tagged, then the “FIRED” person becomes “it.”

STEP FIVE

DISCOVERY QUESTIONS

(Pick one or two)

- What is your favourite part of the story? Why?
- If you were one of the characters in the story, who would you like to be? Why?
- What might it look like to see God’s glory?

STEP SIX

PERSONAL RESPONSE QUESTIONS

(Pick one or two)

- What would Jesus want you to do with what we have learned today?
- God wants us to be part of His story, just like Aaron was in today’s Bible story. How do you think God wants you to have a part in His story?
- Where in your community do you think God may be asking you to carry His Presence?
- Who can you share this story with this week?

STEP SEVEN

CLOSING BLESSING

Jesus, we know that you desire for us to carry your Presence. And we know that you desire for us to listen to and obey you. Help us to hear you clearly. Help us to stand, carry, and bless in your name.

Spend some time listening together; capture and journal any pictures or additional reflections.

Bless each child:

I bless you with a desire to stand in God’s Presence, to listen, trust, and obey the whispers of Jesus as He leads us all to be channels of blessing in our community. I bless you with understanding that you can have a relationship with the Holy Spirit. I declare that your Heavenly Father delights in you and is calling you to come to Him through Jesus.

OTHER ACTIVITIES

Scan QR code
or see p.55



UNIT 2

SESSION THREE

PRIESTHOOD OF ALL BELIEVERS

A CHOSEN RACE, A ROYAL PRIESTHOOD

1 Peter 2:1-10

FIRST... REVIEW

- *Who remembers the last story we read together? Remind us what happened!*
- *Did anyone tell the story to someone else? What happened?*
- *How have you responded to the Holy Spirit's leading since our last time together? What happened?*

STEP ONE

OPENING

Have you ever been chosen to do something that felt very special, or that you maybe didn't feel qualified for?

Let the children share their stories. Feel free to share your own story, too!

How did it feel to have been the one chosen?

STEP TWO

BACKGROUND

Words to define:

- **malice** – ill will; wishing someone harm
- **salvation** – saved from sin and death
- **cornerstone** – the first and most important stone laid in a foundation
- **priesthood** – a group of priests; people committed to God and spreading His Kingdom
- **race** – a group of people sharing the same culture, language, etc
- **mercy** – forgiveness; not punishing

God's Church – or His family – is "built" on Jesus. We can only be a part of God's family because Jesus died and rose again, paying the cost for our sins. So Jesus, even though he was scorned and rejected by men, is the cornerstone – the first and most important part – of God's new house. Because of Jesus, God's presence can dwell in us!

And what's even more amazing is that Jesus, because we believe in Him and choose to follow Him, invited US to be living stones too! We are His special people. Here's what the Bible says about living stones...

STEP THREE

TELL THE STORY

1 Peter 2:1-10

Key words you may want to emphasise:

- malice
- salvation
- the Lord is good
- living stone rejected by men
- chosen and precious
- spiritual house
- holy priesthood
- chosen race, royal priesthood, holy nation
- proclaim the excellencies
- marvellous light
- mercy

STEP FOUR

RETELL THE STORY

Consider having the people and words that you first defined (see “background” on previous page) written on a paper the children can view. Also include “stand, carry, bless.” This will empower them and give them confidence as they retell the story.

- Ask the children to retell the story in their own words. It’s okay if they get stuck or only remember a few things. You can respond with, “What next?” or “Anything else?”
- *Now I’m going to read the story one more time. But this time, I need you to act it out! We can also make up motions or signs for the important words.*
- Read the story once more – straight from the Bible – while the children act it out however they want. The more creative the better! If they have chosen signs for certain words, do those signs with them. This is for ALL of you to do together!



OPTIONAL GAME: CELL PHONE

Everyone lines up. Think of a phrase that goes along with the story and whisper it in the first person's ear (eg, You are a chosen generation, a holy nation, His own special people). They then whisper to the next and so on down the line. See what phrase you end up with versus what was initially said.

STEP FIVE

DISCOVERY QUESTIONS

(Choose one or two)

- What do you think was the most important part of today's story?
- Why do you think Jesus uses the words "living stones"?
- What feelings did you have as you heard that you are precious and chosen, a royal priest?

STEP SIX

PERSONAL RESPONSE QUESTIONS

(Choose one or two)

- What would Jesus want you to do with what you have learned today?
- After hearing this story, how might you change the way you view yourself?
- After hearing the story, how do you want to live differently?
- Who can you share this story with this week?

STEP SEVEN

CLOSING BLESSING

Jesus, we know that you desire for us to listen to and obey you. Thank you for inviting us to be living stones in your spiritual house – your family. Thank you for choosing us.

Spend some time listening together; capture and journal any pictures or additional reflections.


Bless each child:

I bless you with understanding that you can have a relationship with the Holy Spirit. I bless you with a desire to listen, trust, and obey the whispers of Jesus. And I declare that your Heavenly Father delights in you and is calling you to come to Him through Jesus.

OTHER ACTIVITIES

Scan QR code
or see p.55



A woman wearing a black beret and a grey sweater is sitting on a sandy beach, leaning over a young girl. The girl is wearing a white cardigan and black pants, and she is smiling broadly. They are both building a tower of smooth, light-colored stones on the sand. The background is a soft-focus view of the beach and the ocean.

“ JESUS, THANK YOU
FOR INVITING US TO BE
LIVING
STONES

FOR YOUR
SPIRITUAL
HOUSE”

UNIT 2

SESSION FOUR

PRIESTHOOD OF ALL BELIEVERS

BRINGING IT ALL TOGETHER

FIRST... REVIEW

Can anyone retell any of the recent stories that we've read about the Priesthood of All Believers?

- **Deuteronomy 10:1-8** Role of Priests: Carry, Stand, Bless
- **Leviticus 9:22-27** Tent of Meeting
- **1 Peter 2:1-9** A Chosen Race, a Royal Priesthood

How did you respond to the Holy Spirit's leading from the passages that we looked at together? What have you done differently since learning about these stories?



Scan the QR code to watch one of the following videos:

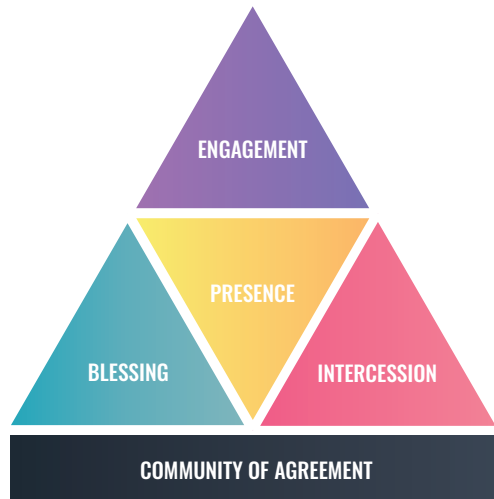
- Royal Priests of Eden
- Jesus the Royal Priest
- Blessing and Curse
- LHOP Fundamentals: Carry, Stand, Bless

ACTIVITY: WRITE BLESSINGS

- Take a large piece of paper and draw your community (shops, school, church, etc)
- Add some blessings to your drawing using speech bubbles

ACTIVITY: WRITE A COMMUNITY BLESSING

- Write your own blessing for your community... that you could use as a framework to bless your community every week



DISCOVERY QUESTIONS

- What did you notice about the things we have looked at today?
- Which of the stories we've read stands out to you the most? Why?
- How do you think God wants you to be part of His story?

CLOSING BLESSING

Jesus, we know that you desire for us to listen to and obey you. Give each of us the courage to trust and obey you. We ask for your Kingdom to come in our community.

Bless each child:

I bless you with a desire to listen, trust, and obey the whispers of Jesus. I bless you with a desire to see the Kingdom breaking into our community. I declare that you are chosen, special, and God has made you for a unique purpose. You have an important part in His story.



ADDITIONAL RESOURCES

Scan the code to strengthen your understanding of and engage with some of the principles around the Priesthood of All Believers (or visit localhousesofprayer.org/priesthood-of-all-believers)

NOTES

UNIT 3

SESSION ONE

PRAY LIKE THIS

THE LORD'S PRAYER

Matthew 6:5-15

FIRST... REVIEW

- *Who remembers one of the last stories we read together? Remind us what happened!*
- *Did anyone tell one of the stories we've learned about to someone else? What happened?*

STEP ONE

OPENING

Tell a few short stories about different times you've prayed to Jesus.

What does prayer look or feel like for you?

What is something about prayer that you find easy? What is difficult?

You could tell a story about seeing someone do something in a very different way than you, and it challenged you to reconsider the way you did things.

STEP TWO

BACKGROUND

Words to define:

- **hypocrite** – someone who pretends to “be better” than they actually are
- **Gentiles** – not Jewish

Words to define (cont'd):

- **hallowed** – greatly honoured, worshipped
- **debts** – things (such as money) that are owed to someone
- **trespasses** – sins

The disciples asked Jesus to teach them how to pray. They must have noticed that he prayed to His Father very differently than the Pharisees and other religious leaders prayed.

When Jesus teaches the disciples the following prayer – which we call the Lord's Prayer – he does not want to simply give them the words to say. He wants to give them a guide for their prayers.

STEP THREE

TELL THE STORY

Matthew 6:5-15

(This passage is quite long. Considering the children you're leading, you may want to read it in two chunks. Read verses 5-8, ask the children to retell in their own words, then read verses 9-15, and ask the children to retell as much of the prayer as they can remember.)

Key words you may want to emphasise:

- hypocrites
- secret
- many words
- knows what you need
- our Father
- hallowed
- kingdom
- will
- earth, heaven
- bread
- forgive us our debts
- deliver

STEP FOUR

RETELL THE STORY

Consider having the people and words that you first defined (see “background” on previous page) written on a paper the children can view. This will empower them and give them confidence as they retell the passage.

1. Ask the children to retell the first part of the passage (verses 5–8) in their own words. It’s okay if they get stuck or only remember a few things. You can respond with, “What next?” or “Anything else?”
2. Then ask the children to say as much of the Lord’s prayer as they can remember. Once again, it’s alright if they get stuck.
3. Now I’m going to read the Lord’s prayer again, line by line. And I need your help in creating a hand motion or movement for each line!
4. Read the Lord’s Prayer once more – verses 9–13 – but stop after each line, explain the meaning, and ask for a hand movement to represent that line:

**OUR FATHER
IN HEAVEN**

He’s our Dad!
He loves us and
meets all our needs.

**HALLOWED BE
YOUR NAME**

We praise His name!

**YOUR KINGDOM
COME**

We want Him to be King,
here and now!

**YOUR WILL BE DONE,
ON EARTH AS IT IS IN HEAVEN**

His way is the best way.
We can trust Him.

**GIVE US TODAY
OUR DAILY BREAD**

He wants us to ask him
for what we need.

**AND FORGIVE US OUR DEBTS, AS WE HAVE
ALSO FORGIVEN OUR DEBTORS**

We need God’s forgiveness
and we need to forgive others.

**DO NOT LEAD US INTO TEMPTATION,
BUT DELIVER US FROM EVIL**

He wants to protect us from any evil.
He wants to keep us safe
and help us do good.

**FOR YOURS IS THE KINGDOM, THE POWER,
AND THE GLORY. FOREVER AND EVER. AMEN.**

Praise God for the way
He shares His kingdom,
power, and glory with us!

5. Read the passage once more – straight from the Bible – while using the hand motions you and the children have made up. This is for ALL of you to do together!

STEP FIVE

DISCOVERY QUESTIONS

(Pick one or two)

- What part of the Lord's Prayer stands out to you?
- What words do you find easiest to remember? Why do you think that is?
- What feelings did you have as you heard how Jesus taught His disciples to pray?
- What kind of relationship do you think Jesus has with His Father?

STEP SIX

PERSONAL RESPONSE QUESTIONS

(Pick one or two)

- After hearing this Bible story, how might you change the way you view yourself? How might you pray differently?
- What might Jesus want you to do with what we have learned today?
- God wants us to be part of His story, just like the disciples were in today's story. How do you think God wants you to have a part in His story?
- How has this story changed the way you view your Heavenly Father?
- Who can you share this story with this week?



We invite you to watch the ***Pray Like This*** video. Scan the QR code or watch at localhousesofprayer.org/lhop-videos

STEP SEVEN

CLOSING BLESSING

Jesus, we know that you desire for us to listen to and obey you. Give each of us the courage to trust and obey you.

Spend some time listening together; capture and journal any pictures or additional reflections.

Bless each child:

I bless you with a desire to listen, trust, and obey the whispers of Jesus. I bless you with a desire to pray as Jesus instructed. And I declare that your Heavenly Father delights in you and loves hearing your voice, especially as you speak to Him.

“ I BLESS YOU
WITH THE DESIRE TO
OBEY THE
WHISPERS
OF JESUS ”



UNIT 4

SESSION ONE

FIRST... REVIEW

- Who remembers one of the stories we've recently read together? Remind us what happened!
- Did anyone tell one of the stories we've learned about to someone else? What happened?
- How have you responded to the Holy Spirit's leading since the last time we gathered?

STEP ONE

OPENING

Can you think of a time when you may have been afraid and you had to really trust in God?

Let the children give examples of their own experiences. Feel free to add your own!

STEP TWO

BACKGROUND

People to introduce:

- **Caleb** – one of the ten spies
- **Canaan** – the promised land

Words to define:

- **stronghold** – a well-protected city
- **overcome** – defeat, conquer a challenge

BUILDING OUR OWN LHOP

STORY OF CALEB

Numbers 13:17-30

Moses has led God's people out of captivity. God tells Moses to spy out the land of Canaan, which God has promised to give His people.

Moses chooses ten spies who were the heads of the families. These were the ones that everyone trusted. They were sent into Canaan to see what the land and the people were like.

STEP THREE

TELL THE STORY

Numbers 13:17-30

Key words you may want to emphasise:

- see what the land is
- strong or weak, few or many
- good or bad, camps or strongholds
- rich or poor
- courage
- fruit
- forty days
- milk and honey
- Caleb quieted the people
- we are well able to overcome it
- great height / giants
- grasshoppers

STEP FOUR

RETELL THE STORY

Consider having the people and words that you first defined (see “background” on previous page) written on a paper the children can view. Also include “stand, carry, bless.” This will empower them and give them confidence as they retell the story.

- Ask the children to retell the story in their own words. It’s okay if they get stuck or only remember a few things. You can respond with, “What next?” or “Anything else?”
- *Now I’m going to read the story one more time. But this time, I need you to act it out! We can also make up motions or signs for the important words.*
- Read the story once more – straight from the Bible – while the children act it out however they want. The more creative the better! If they have chosen signs for certain words, do those signs with them. This is for ALL of you to do together!

Share this final thought before moving on to the discussion:

*Leaders are often faced with choices. Moving forward requires faith. Unbelief sees walled cities and giants. **Faith sees the power and goodness of God.** Caleb (and Joshua, who you can learn more about if you read a little further) was willing to do the unpopular thing; he told the people to focus on God and not the obstacles ahead. In the end, Caleb does lead God’s people to take possession of Canaan . . . but it was over forty years after this first spy mission. Caleb had faith, vision, and perseverance.*



“

I BLESS YOU
TO BE ABLE TO

SEE THAT GOD'S

**POWER &
GOODNESS**

IS BIGGER THAN ANY
PROBLEM YOU FACE

”

OPTIONAL GAME: I SPY

The leader begins by saying, "I spy with my little eye something that's _____. (pick a color, shape, etc)". The children have to guess what the object is. The child who first guesses correctly then has his turn and tells the leader what he is choosing for the other children to guess. (The leader can ensure she gives the right clue.) And the game continues.

STEP FIVE

DISCOVERY QUESTIONS

(Pick one or two)

- I wonder what it was like for the spies when they first snuck into the land. If you were there, what would you have done?
- What happened because of the choices the spies made?
- What do you think God's people were hoping to hear from the spies when they returned?
- What good news do you need to hear from God today?
- What do you think was the most important part of today's story?
- What is one thing you learned about God?

STEP SIX

PERSONAL RESPONSE QUESTIONS

(Pick one or two)

- What are some of Caleb's qualities that you would like to have as well?
- God wants you to be part of His story, just like Caleb was in today's Bible story. How do you think God wants you to have a part in His story?
- What good news about God can you share with someone else?
- Who can you share this story with this week?

STEP SEVEN

CLOSING BLESSING

Jesus, we know that you desire for us to listen to and obey you. Help us to hear you clearly. Help us to trust you, even when obstacles in front of us might seem big.

Spend some time listening together; capture and journal any pictures or additional reflections.

Bless each child:

I bless you with a desire to trust and obey the whispers of Jesus. I bless you with being able to see that God's power and goodness is bigger than any problem you face. I declare that your Heavenly Father delights in you and is calling you to come to Him through Jesus. You were created for a unique purpose, and you are loved and cherished.

OTHER ACTIVITIES

Scan QR code
or see p.55



UNIT 4

SESSION TWO

BUILDING OUR OWN LHOP

THE POWER OF AGREEMENT

Matthew 18:18-20 & 16:13-19

FIRST... REVIEW

- *Who remembers the last story we read together? Remind us what happened!*
- *Did anyone tell one of the stories we've learned about to someone else? What happened?*
- *How have you responded to the Holy Spirit's leading since the last time we gathered?*

STEP ONE

OPENING

*Doing things together can be **powerful**. Can you think of things that you have been a part of or have seen that were all about doing stuff together?*

Feel free to help them brainstorm: A conductor conducting a symphony? A choir? Other examples?

One option would be to play some music. First play a song / tune that is only played by one instrument. Then play the same tune, but played by an entire band or orchestra.

STEP TWO

BACKGROUND

People to introduce:

- **Elijah, Jeremiah** – prophets in the Old Testament
- **Simon Peter** – one of Jesus' disciples

Words to define:

- **bind** – forbid
- **agreement** – unity
- **authority** – *who remembers what this means?* the power to give orders, make decisions, and be obeyed

Jesus is once again teaching his disciples about prayer. In this first short but powerful passage, we learn two important things about the power of agreement and the authority that we have as believers in Jesus.

STEP THREE

TELL THE STORY

Matthew 18:18-20
Matthew 16:13-19

After reading the above passages straight from your Bible, offer the children the following translation (The Passion Translation) as well, emphasising the highlighted words:

(next page)



*“Receive this truth: Whatever you **forbid** on earth will be considered to be forbidden in heaven, and whatever you **release** on earth will be considered to be released in heaven. Again, I give you an eternal truth: If **two of you agree** to ask God for something in a **symphony of prayer**, my heavenly Father will do it for you. **For wherever two or three come together in honour of my name, I am right there with them!**”*

STEP FOUR

RETELL THE STORY

Consider having the people and words that you first defined (see “background” on previous page) written on a paper the children can view. Also include “stand, carry, bless.” This will empower them and give them confidence as they retell the story.

- Ask the children to retell the story in their own words. It’s okay if they get stuck or only remember a few things. You can respond with, “What next?” or “Anything else?”
- *Now I’m going to read the story one more time. But this time, I need you to act it out! We can also make up motions or signs for the important words.*
- Read the story once more – straight from the Bible – while the children act it out however they want. The more creative the better! If they have chosen signs for certain words, do those signs with them. This is for ALL of you to do together!

OPTIONAL GAME: CHAIN CHASE

The players scatter themselves all around the area. One person is chosen to catch others. When she manages to touch a person, they hold hands and, together, they try to catch another. Then they have three in the chain. When they catch the next person they split the four into two pairs. Players cannot touch or catch someone unless they are holding hands with their partner(s). The winner is the last person to be caught.

STEP FIVE

DISCOVERY QUESTIONS

(Pick one or two)

- What did you like about today's Bible passage?
- Did anything you heard today surprise you?
- What good news do you need to hear from God today?
- What is one thing you learned about God?

STEP SIX

PERSONAL RESPONSE QUESTIONS

(Pick one or two)

- What good news about God can you share with someone else?
- God wants you to be a part of His story, just like Simon Peter was in today's Bible passage. How do you think God wants you to have a part in His story?
- Who can you share this story with this week?

STEP SEVEN

CLOSING BLESSING

Jesus, we know that you desire for us to listen to and obey you. Help us to hear you clearly and trust that you are good.

Spend some time listening together; capture and journal any pictures or additional reflections.



OTHER ACTIVITIES

Scan QR code
or see p.55

Bless each child:

I bless you with a desire to listen for, trust, and obey the whispers of Jesus. I bless you with boldness to ask for the ways of heaven to be done on earth.

A young child with dark skin is captured from a high angle, bent over and painting a vibrant red path on a concrete surface. The child is wearing a bright green t-shirt with a black graphic and blue denim shorts. They are holding a green-handled brush and applying the red paint. The background shows a rough, weathered concrete wall and floor. The overall scene is one of creative expression and labor.

“ I BLESS YOU WITH
BOLDNESS

TO ASK FOR
THE WAYS OF
HEAVEN
TO BE DONE ON
EARTH. “

UNIT 4

SESSION THREE

BUILDING OUR OWN LHOP

THE GOOD SAMARITAN

Luke 10:25-37

FIRST... REVIEW

- *Who remembers the last story we read together? Remind us what happened!*
- *Did anyone tell the story to someone else? What happened?*
- *How have you responded to the Holy Spirit's leading since our last time together? What happened?*

STEP ONE

OPENING

Doing small acts of kindness and mercy are powerful. Can you think of things that you have done and, even if it seemed like a very small act of kindness, you were surprised at the impact it had?

Let the children share their experiences. Feel free to add your own and/or give an example.

STEP TWO

BACKGROUND

People to introduce:

- **Samaritans** – a group of people living in Samaria (near Jerusalem) who were only partly Jewish. They were looked down on by religious Jews.

Words to define:

- **mercy** – does anyone remember what this means? forgiveness or compassion, especially when not deserved

The Jews and the Samaritans hated each other. Jews would travel extra long distances in order to avoid traveling through Samaria or meeting any Samaritans. A Samaritan and Jew would be highly unlikely to help each other.

In the Old Testament, God's people showed they loved Him and were devoted to Him by following laws and rituals and making sacrifices and offerings. But Jesus teaches that loving God is even more than our outward offerings; it's about our hearts. To show our love to God, we must show our love to others. Here's the story...

STEP THREE

TELL THE STORY

Luke 10:25-37

Words/concepts you may want to emphasise:

- tested / put him to the test
- neighbour
- priest
- Levite
- Samaritan
- compassion
- mercy
- go and do likewise

STEP FOUR

RETELL THE STORY

Consider having the people and words that you first defined (see “background” on previous page) written on a paper the children can view. Also include “stand, carry, bless.” This will empower them and give them confidence as they retell the story.

- Ask the children to retell the story in their own words. It’s okay if they get stuck or only remember a few things. You can respond with, “What next?” or “Anything else?”
- *Now I’m going to read the story one more time. But this time, I need you to act it out! We can also make up motions or signs for the important words.*
- Read the story once more – straight from the Bible – while the children act it out however they want. The more creative the better! If they have chosen signs for certain words, do those signs with them. This is for ALL of you to do together!

Share this final thought before moving on to the discussion:

Not only does Jesus want US to be good Samaritans, but He is the good Samaritan too! He stoops down to touch us, heal us, lift us up, carry us on our journey, and pay our debts. And he promises to return and reward those who do his will and follow his instructions.



OPTIONAL GAME: ROPE GAME

Take a 15' piece of rope (or ribbon, twine, etc.) and tie the ends together. Have everyone circle up, holding onto the rope with both hands. At your call, or with music, have everyone start passing the rope to the left. When you say "STOP" (or when the music stops), the person closest to the knot has to say what happens next in the story until you say "GO." Continue until the entire story is told.

STEP FIVE

DISCOVERY QUESTIONS

(Choose one or two)

- What did you like about today's Bible story?
- Who were the different people in the story?
- I wonder what it was like for the man who was attacked by thieves. If you were there, what would you have done?
- What is one thing you learned about Jesus today?

STEP SIX

PERSONAL RESPONSE QUESTIONS

(Choose one or two)

- What good news about God can you share with someone else?
- God wants you to be a part of His story, just like the good Samaritan was in today's Bible passage. How do you think God wants you to have a part in His story?
- Who can you share this story with this week?
- How might you show small acts of mercy with people in your community?

STEP SEVEN

CLOSING BLESSING

Jesus, we know that you desire for us to listen to and obey you. Help us to hear you clearly and trust that you are good. Open our eyes to the opportunities around us to demonstrate your love and kindness to those who need it.

Bless each child:

*I bless you with a desire to listen for, trust, and obey the whispers of Jesus.
I bless you with boldness to ask for the ways of heaven to be done on earth.
I bless you with courage to follow the Holy Spirit when He leads you to act with love and kindness towards others.*

OTHER ACTIVITIES

Scan QR code
or see p.55





UNIT 4

SESSION FOUR

BUILDING OUR OWN LHOP

BEGINNING OUR WEEKLY LHOP HUDDLES

FIRST... REVIEW

- *Who remembers one of the stories we've recently read together? Remind us what happened!*
- *Did anyone tell one of the stories we've learned about to someone else? What happened?*
- *How have you responded to the Holy Spirit's leading since the last time we gathered?*

STEP ONE

WHERE HAVE WE BEEN? WHAT HAVE WE LEARNED?

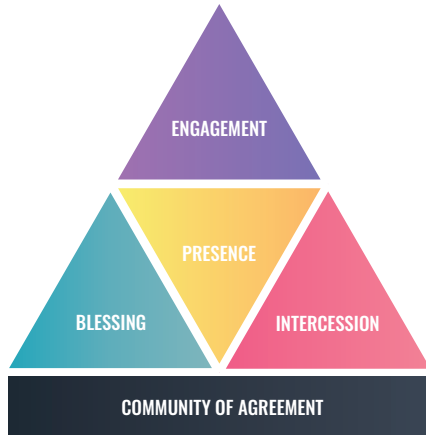
Over recent weeks, we have been exploring some ideas that are important for building our own Local House of Prayer – or LHOP – and we've even begun using these ideas during our weeks! (An LHOP is a group of Jesus followers who “adopt” their neighbourhood or community and – together – pray for, serve, and bless it. That's what we've started doing!)

Do you remember this?

VISION TO SEE GOD'S
KINGDOM COME

AND GOD'S
WILL BE DONE

ON THIS PARTICULAR
AREA OF EARTH
AS IN HEAVEN.



What about this triangle? What stories can you remember that go with each of the sections?

You may also like to watch the video, 'LHOP Fundamentals: Introducing Local Houses of Prayer' at localhousesofprayer.org/lhop-videos, and discuss how you can see the different elements of the triangle being brought together.



STEP FOUR

WHERE ARE WE GOING? HOW DO WE CREATE OUR OWN LHOP?

So how do we create our own LHOP? The good news is, we've already begun! We've been learning about carrying, standing in, and blessing with God's Presence – and we've begun practising these things too! We've practised listening to the Holy Spirit's whispers, obeying His instructions, sharing God's stories with others, and even showing God's love to others through acts of kindness and mercy.

Now we get to continue doing these things, and we'll gather together once a week to share and learn together and encourage one another. It's as simple as that! I'll explain what we'll be doing together, and then let's pray for God to meet us here and use us to bring His Kingdom to our patch of earth!

Explain the format (below), and – depending on how you sense the children are feeling – feel free to end this session with prayer, or continue for a bit longer and make this your “Week One” huddle. This is your LHOP. Use your judgement, trust the nudging of the Spirit, and adapt what you need to in order to meet the needs and abilities of your children.

THE FORMAT FOR YOUR WEEKLY LHOP HUDDLE

LHOPS are designed to follow a five-week cycle. Participants only commit to five weeks at a time, making the idea of joining a weekly “meeting” less intimidating. So feel free to do the same with your children.

Over the next five weeks, focus on building rhythms in your home or setting that point to the Kingdom: looking outward towards those in your patch who are far from God, interceding for those people, practising the Lord's Prayer as a family or group, and looking for opportunities to show mercy and kindness to others. Take your time! And commit to meeting once a week in a “huddle” to worship the Lord, check in with each other, and pray together. Here are some basics to guide your first five weeks:

WEEKLY HUDDLES (What we do together):

1. Remind Ourselves of Our Purpose

To see the Kingdom of God come in power, in our local neighbourhood, school, or community

2. Worship & Thanks

Sing songs / read poems / read Psalms

3. Take turns sharing stories about what we are thankful for

Testimony

Share what God has done in our lives over the last week

What has God whispered to us? What have we seen God do?

Use CALEB QUESTIONS (see below)

4. Bless and Pray for Our Patch

Use the Lord's Prayer as a guide

Identify the needs in our patch and speak blessings

5. Bless Your 5s

As a group – not just individually. Remember the power of agreement!

DAY	PRAY		BLESS
1	Our Father, who art in heaven, hallowed be your name	GOD'S CHARACTER	Emotional wellbeing: joy, peace, hope
2	Thy Kingdom come, Thy will be done, on earth as it is in heaven	GOD'S KINGDOM	Spiritual wellbeing: salvation, revelation, faith, grace
3	Give us this day our daily bread	GOD'S PROVISION	Labour: work, reward, security
4	And forgive us our trespasses, as we forgive those who trespass against us	GOD'S FORGIVENESS	Social wellbeing: love, marriage, family, friends
5	And lead us not into temptation, but deliver us from evil	GOD'S PROTECTION	Physical wellbeing: health, protection, strength

CHOOSING YOUR 5s

Each person in your family or group will choose five people to pray for on their own throughout the week (ideally daily). Use these guidelines/suggestions to help the children choose their five people. It's perfectly fine if the same individual shows up on more than one list; there's no such thing as too much prayer! And once everyone has picked their five (including you!), get out paper and art supplies and spend some time making and decorating your own lists to put up on a bedroom wall, in your journal, etc, to remind each of you to pray throughout the week.

Choosing Your 5:

- Is there someone you know that recently stopped going to church?
- Is there someone that you find easy to get along with?
- Who that you know is the most unlikely person to become a Christian?
- Who that you know would take only the tiniest nudge to become a Christian?
- Who is your closest neighbour?
- Who is your best friend?
- Who likes the same things you do?
- Who do you often bump into when you are out and about?

CALEB QUESTIONS

(to be used in the weekly huddles during the “Testimony” time)

- Who can you encourage or cheer up? Who could you bless? To whom could you show mercy or compassion?
- Who can you share Jesus with (tell them a story about him, or share why he is important to you)?
- What opportunities might be God giving us as a family / group for sharing the good news of the Kingdom in our area?
- Who should we encourage to join us in praying for our area?

You may also like to watch the video and discuss together who God may be sending your way: Who do you send my way?

AT THE END OF FIVE WEEKS

Take some time to think and pray through the following questions, and “tactfully” lead your children through which questions seem applicable and appropriate. We don’t want them to feel guilty or ashamed for not doing enough. But we do want to assess how everyone is doing and what tweaks might need to be made. Remember, to “encourage” means to “instill with courage” – we want to instill courage in our children to step into their Kingdom place. No shame, no belittling, no lecturing. We’re reminding them who they are – children of the King! – and cheering them on as they step into that role.

FIVE WEEK REVIEW

- Are we aware of any green shoots, answered prayers, or encouraging developments?
- Are we asking the Holy Spirit to keep us focused and fresh?
- Do we sense an absence of flow when we pray for anyone on our lists? If so, move them into a “to be revisited” folder and replace them with someone else for the next 5-week cycle.
Are we really praying in faith for Kingdom breakthrough in our 5’s lives and when we pray in agreement?
- Are we faithful towards doing our daily 5s and participating in the weekly LHOP huddle?

ADDITIONAL RESOURCES



You can access additional resources to strengthen understanding and engage with some of the LHOP principles and practicalities at localhousesofprayer.org/videos.

POWER OF TESTIMONY

We value the power of both discovery and testimony!

As you have begun to engage week-by-week in some of the practicalities of Local Houses of Prayer, you will hopefully be sharing some of the early green shoots of the things that have been happening in your homes and communities.

We would love it if you would take time to share your stories with us! Revelation 19:10 says that the testimony of Jesus is the Spirit of prophecy; as we tell our stories it can encourage and build faith in other communities across the nations.



We have outlined a simple approach on our website at localhousesofprayer.org/stories for you to capture your stories of early transformation in your communities. We love the stories of even the smallest green shoots!

ADDITIONAL RESOURCES

We've put together some additional resources you can use. Follow the QR code or visit the web domain below.

DISCOVERY
QUESTIONS



[localhousesofprayer.org/
hop-kids-discovery-questions](https://localhousesofprayer.org/hop-kids-discovery-questions)

RETELL ACTIVITIES &
DESCRIPTIONS



[localhousesofprayer.org/
hop-kids-retell-activities](https://localhousesofprayer.org/hop-kids-retell-activities)

GAMES &
ACTIVITIES



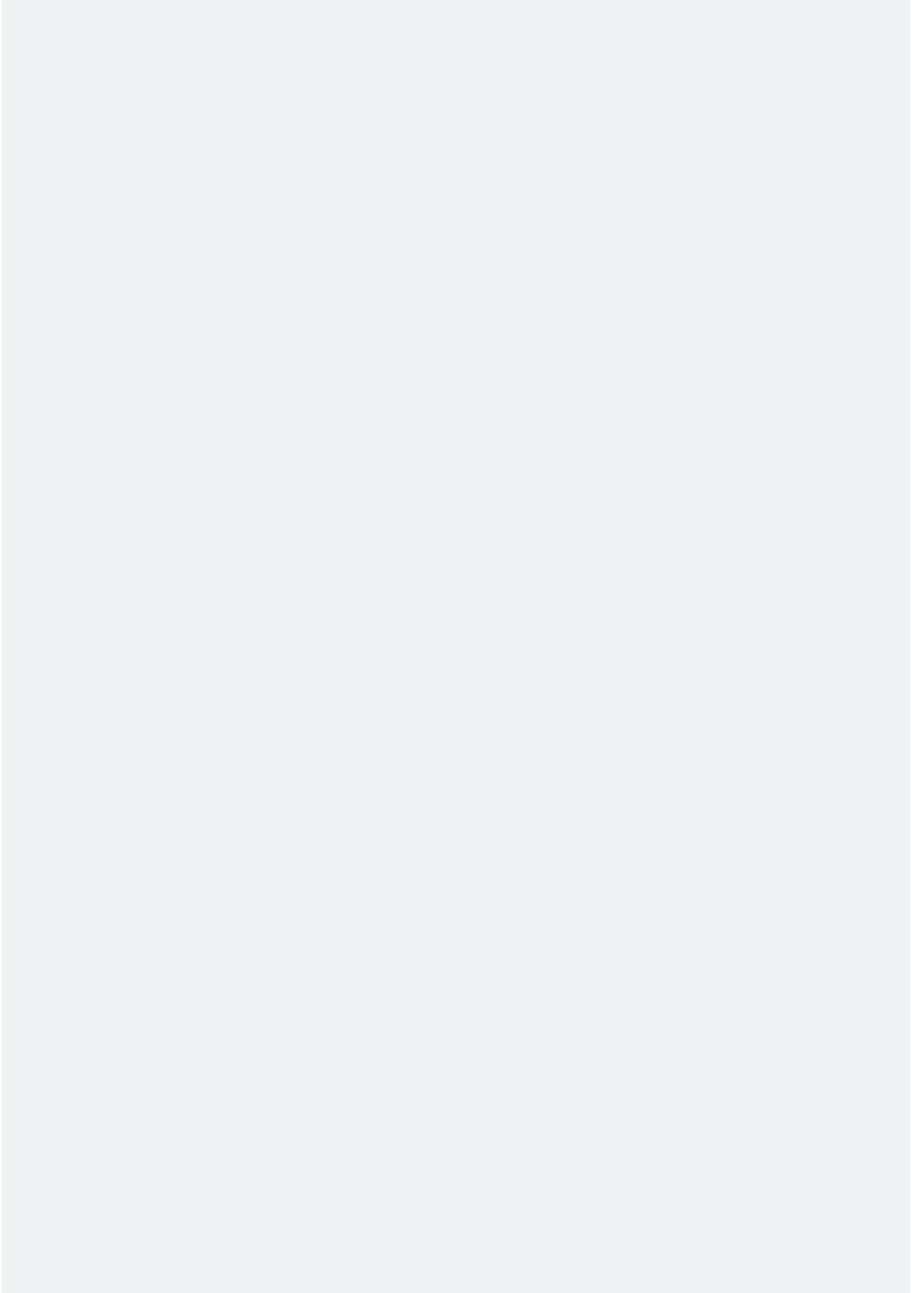
[localhousesofprayer.org/
hop-kids-games-and-activities](https://localhousesofprayer.org/hop-kids-games-and-activities)

LHOP
VIDEOS



[localhousesofprayer.org/
hop-videos](https://localhousesofprayer.org/hop-videos)

NOTES




This resource
brought to you by



a ministry of



localhousesofprayer.org
ffald-y-brenin.org



Access this booklet online via QR code
or at localhousesofprayer.org/kids-booklet